

Date 13 September 2004

BULLETIN # 179C

WELDMATIC, 160S, 205S & 120G (CP101, 102 & 103)

ALTERNATIVE TO WIA DIRECT PLUG CONNECTION

Due to low demand, Bernard have deleted the WIA Direct Plug Kit (BE102009) from their range. The kit included the parts shown in the rectangle in Fig 1. This style of plug was used on early model Weldmatic 120G, 160S and 205S and was part of the BE2-4210WIA, BESQ110WIA, BEQ1510AB7WIA and similar MIG guns. Later versions of these models used a Euro adaptor fitted to the wirefeeder assembly, in conjunction with a Euro fitting on the MIG gun.

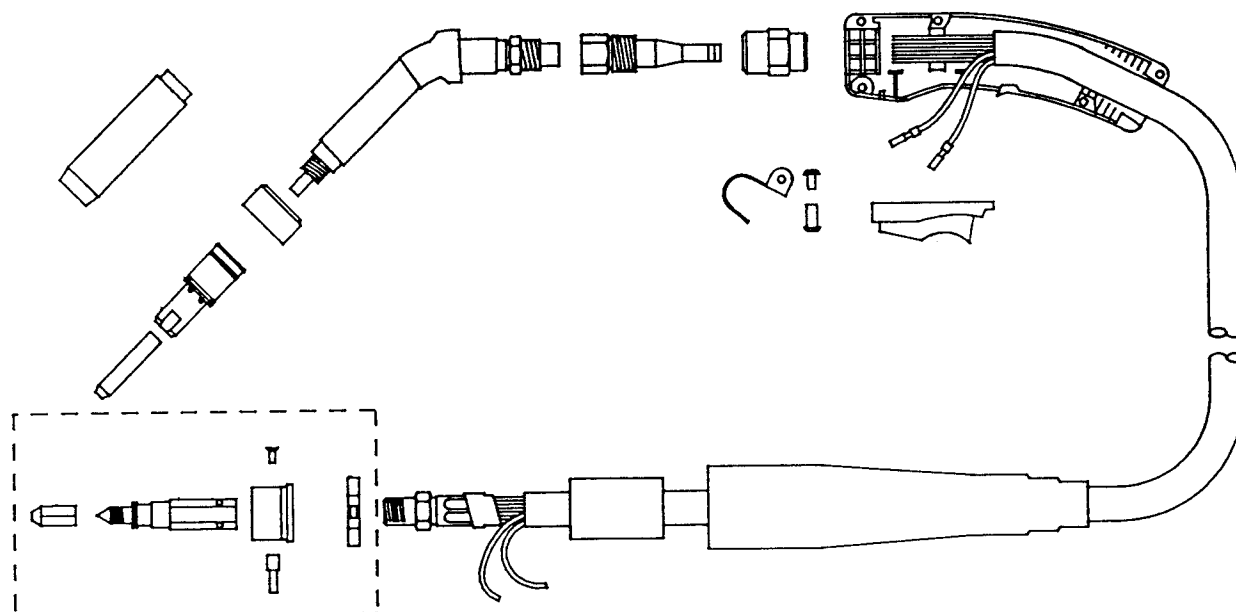


Fig 1 BE2-4210WIA MIG Gun with WIA Direct Plug Kit

These guns are not available any more, so the following solution can be used when a replacement gun or kit is required.

QUALITY WELDING PRODUCTS, SYSTEMS AND SERVICES

The information provided in this sheet is accurate and reliable, however no warranty of accuracy or reliability is given and no responsibility arising in any other ways by errors or omissions is accepted. Any information involving mains or high voltage is intended for use by qualified electrical personnel only.

120G & 160S

1. Fit a TC396-7 Euro Adaptor to the wirefeeder assembly. This assembly comes complete with all the fittings shown in Fig 2.
2. Replace the existing WIA Direct Plug Kit (BE102009) on the gun cable with a Euro end (BE1199E) and the standard Bernard liner (BE43115).
or
Replace the complete gun with a Euro ended gun

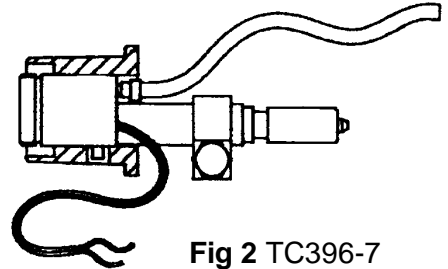


Fig 2 TC396-7
Euro Adaptor

205S

1. Fit a TC396-1 Euro Adaptor to the wirefeeder assembly. This assembly comes complete with all the fittings shown in Fig 3, and can be fitted to either a remote or an internal wirefeed model.
2. Replace the existing WIA Direct Plug Kit (BE102009) on the gun cable with a Euro end (BE1199E) and the standard Bernard liner (BE43115).
or
Replace the complete gun with a Euro ended gun.

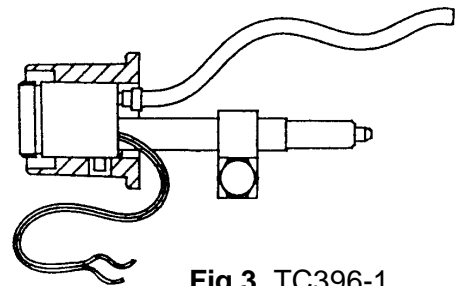


Fig 3 TC396-1
Euro Adaptor

Hugh Stewart,
Technical Service Coordinator